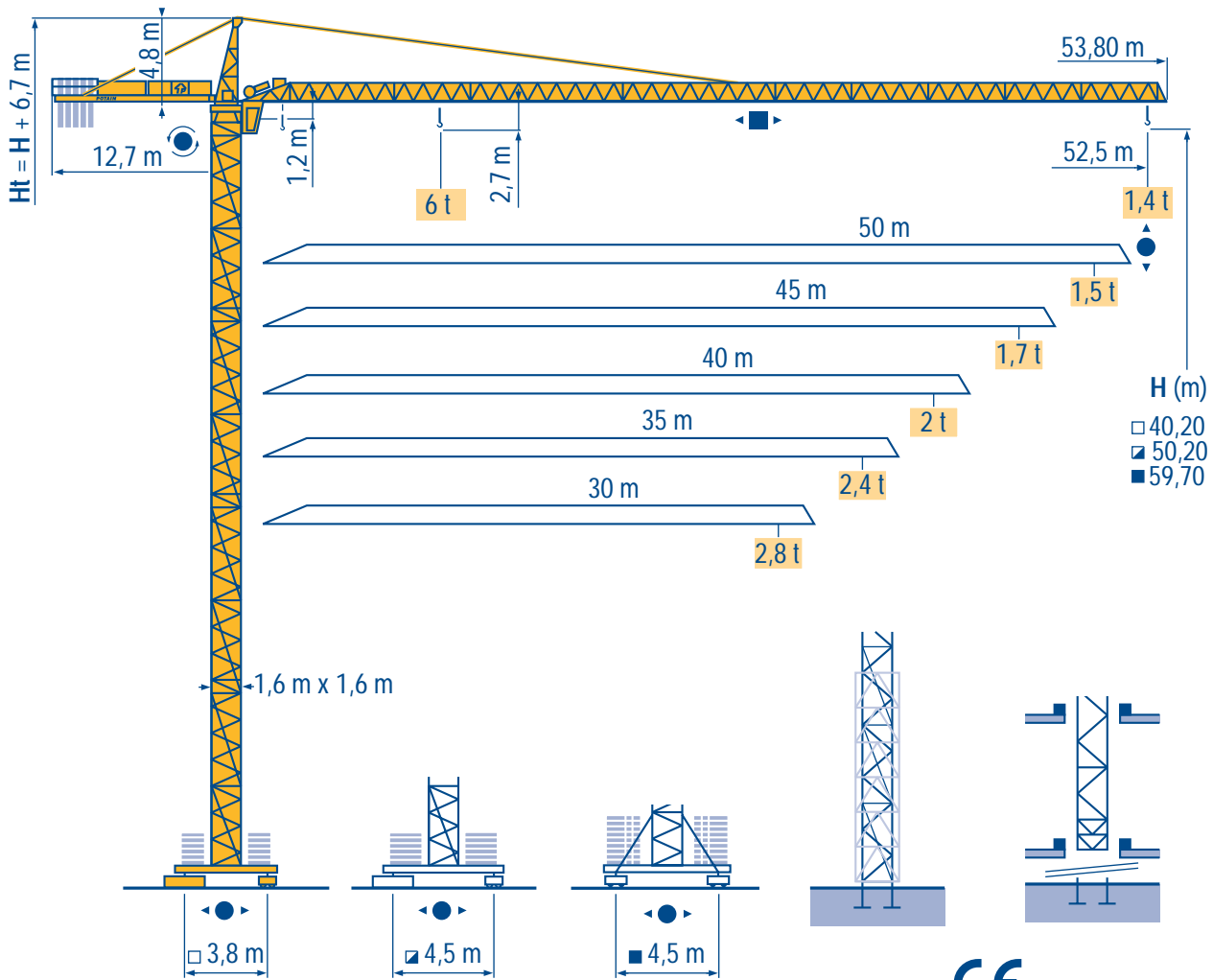


# CITY CRANE MD 95 A

*Laüner*  
BAUMASCHINEN



- HD
- HDT
- GTMR
- CITY CRANE
- TOPKIT MD
- MR
- MAXI MD
- MAXI TOPKIT

H (m)  
□ 40,20  
▣ 50,20  
■ 59,70

CE FEM 1.001-A3

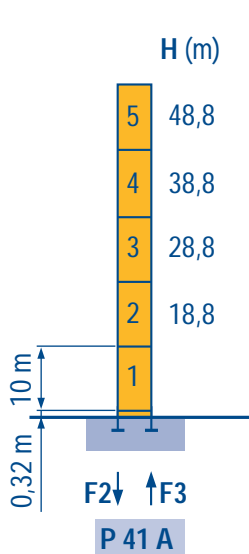


**Mat / Réactions**  
**Maste / Eckdrücke**  
 City 1,6 m

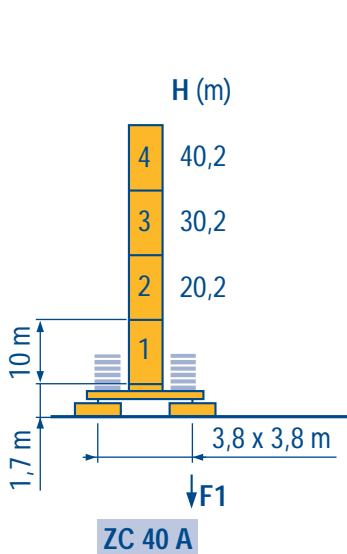
**F** **Masts / Reactions**  
**D** **Mástil / Reacciones**  
 City 1,6 m

**GB** **Torre / Reazioni**  
**E** **塔身 / 反力**  
 City 1,6 m

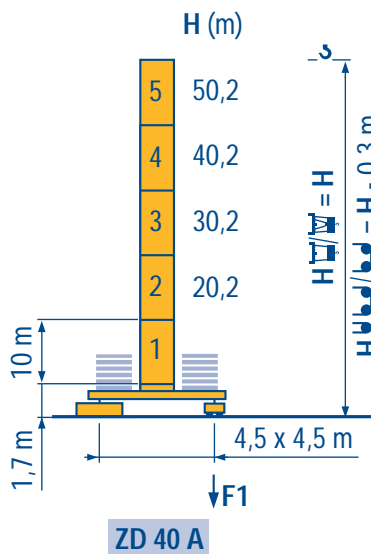
**I**  
**C**



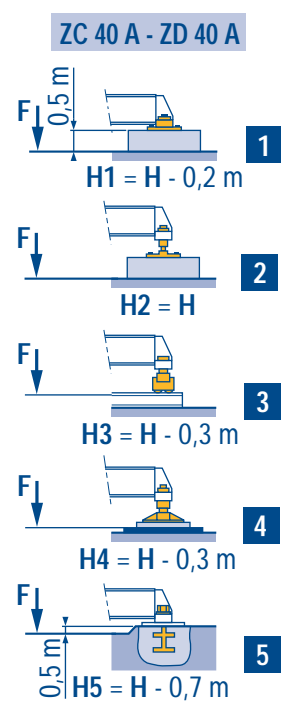
F2	● 93 t	■ 129 t
F3	● 61 t	■ 101 t
	30 t	



F1	● 54 t	■ 61 t
	32 t	



F1	● 60 t	■ 72 t
	37 t	



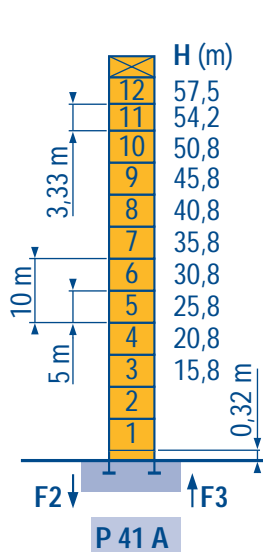
LNP 2

**Telescopable 1,6 m**  
**Teleskopierbar 1,6 m**

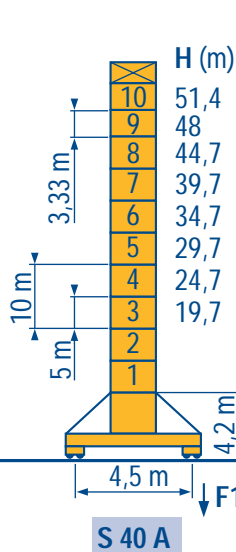
**F** **Telescopic 1,6 m**  
**D** **Telescopico 1,6 m**

**GB** **Telescopico 1,6 m**  
**E** **可顶升 1,6 m**

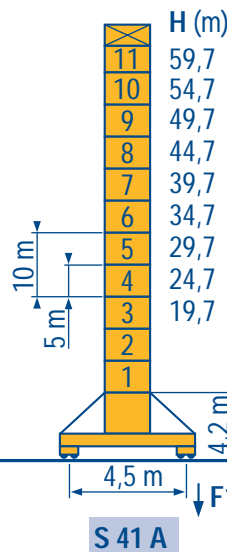
**I**  
**C**



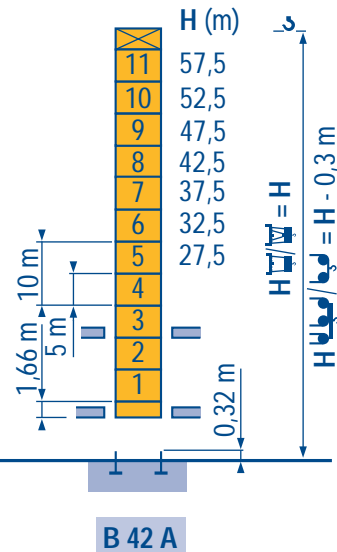
F2	● 109 t	■ 171 t
F3	● 76 t	■ 141 t
	43 t	



F1	● 67 t	■ 87 t
	48 t	



F1	● 83 t	■ 116 t
	51 t	



LNP 1

Voir télescopage sur dalles  
 ● Réactions en service  
 ■ Réactions hors service  
 A vide sans lest avec flèche et hauteur maximum.

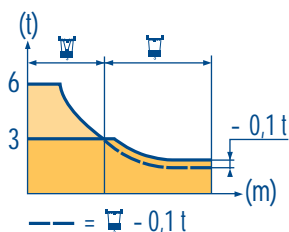
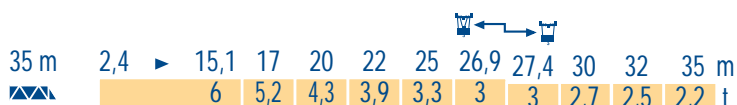
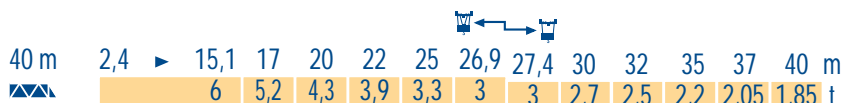
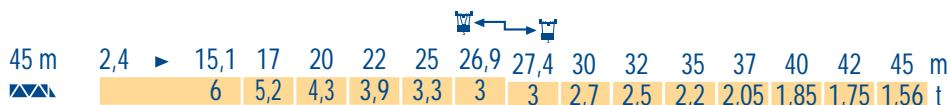
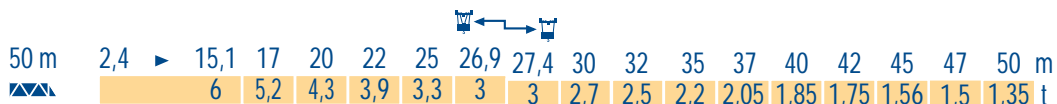
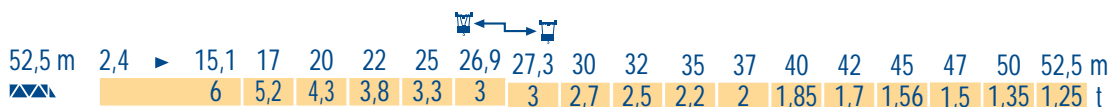
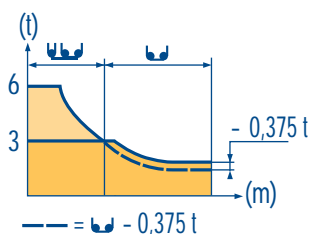
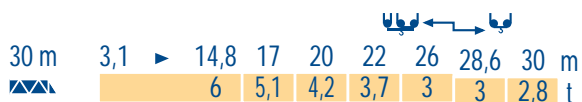
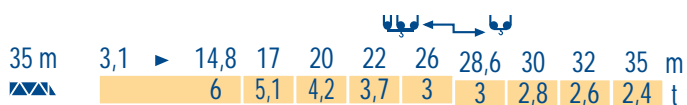
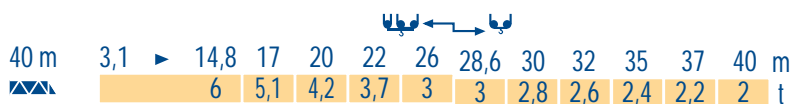
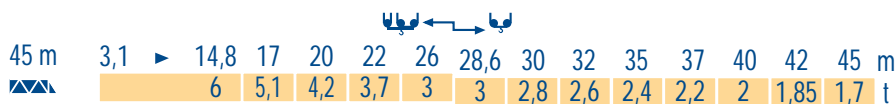
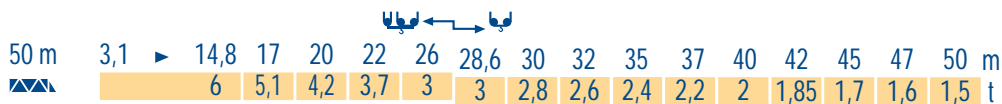
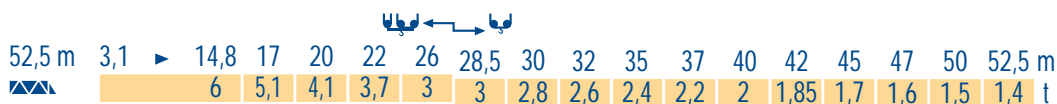
**F** See climbing crane  
 Reactions in service  
 Reactions out of service  
 Without load and ballast with longest jib and maximum height.

**GB** Consultare gru in cavedio  
 Reazioni in servizio  
 Reazioni fuori servizio  
 A vuoto senza zavorra e con braccio massimo e altezza massima.

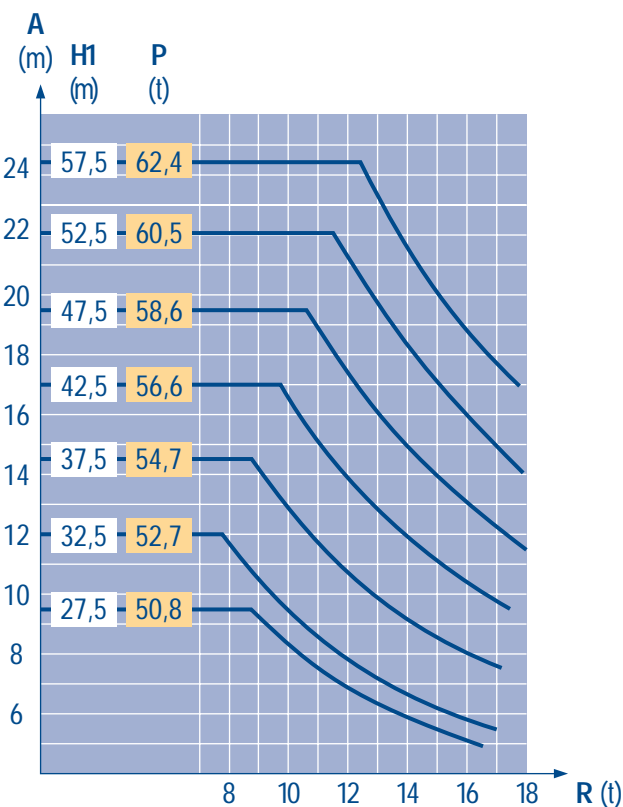
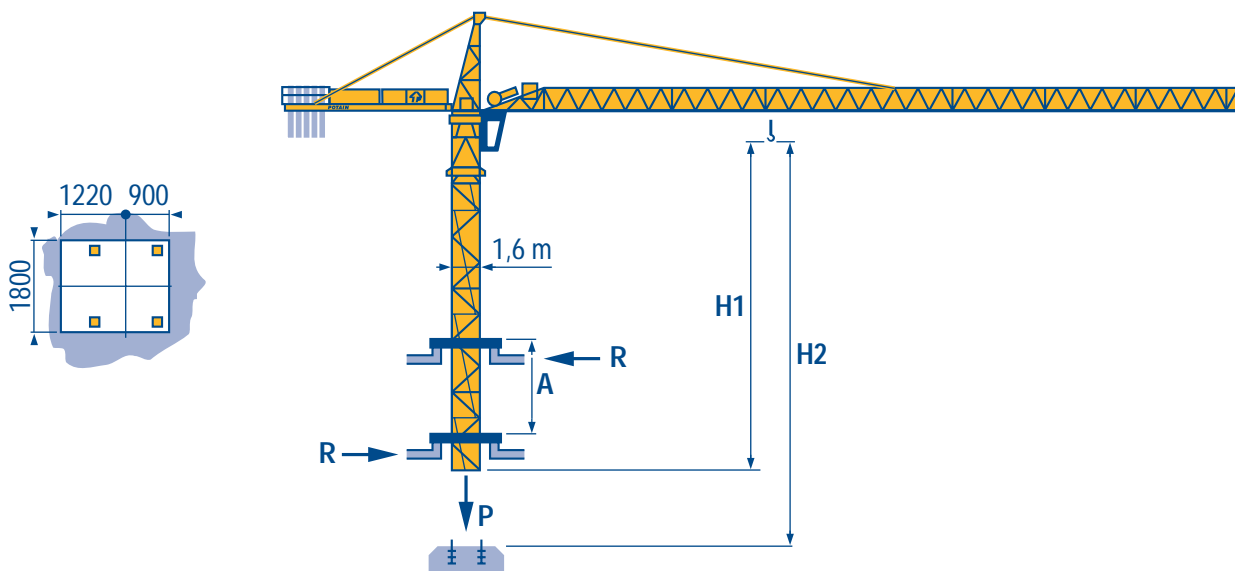
Siehe Kletterkrane im Gebäude  
 ● Reaktionskräfte in Betrieb  
 ■ Reaktionskräfte außer Betrieb  
 Ohne Last und Ballast mit Maximalausleger und Maximalhöhe.

**D** Vea grua trepadora  
 Reacciones en servicio  
 Reacciones fuera de servicio  
 Sin carga, sin lastre con flecha y altura máxima.

**E** 见楼板顶升  
**工作状态下的反应**  
**非工作状态下的反应**  
 空载, 无配重, 起重臂和高度均为最大值



B 42 A



LNP 1

A Distance entre cadres  
H1 Hauteur grue  
P Poids de la grue (en service)  
R Réaction horizontale

F

Distance between collars  
Crane height  
Crane weight (in service)  
Horizontal reaction

GB

Distanza fra i telai  
Altezza gru  
Peso della gru (in servizio)  
Reazione orizzontale

I

A Abstand zwischen den Rahmen  
H1 Kranhöhe  
P Krangewicht (in Betrieb)  
R Horizontalkräfte

D

Distancia entra marcos  
Altura grúa  
Peso de la grúa (en servicio)  
Reaccion horizontal

E

各附着框之间距离  
工作状态下塔机高度  
工作状态下塔机重量  
水平反力

C

Lest de contre-flèche  
Gegenauslegerballast




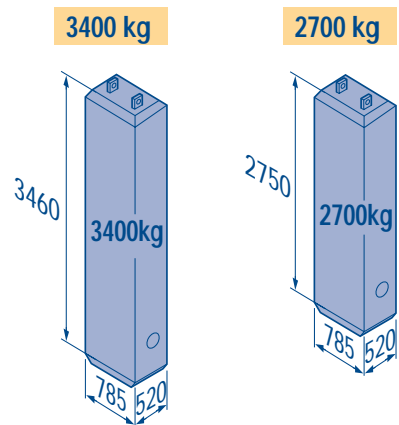
Counter-jib ballast  
Lastre de contra flecha



Contrappeso  
平衡臂重



		3400 kg	2700 kg	 (kg)
52,5 m	12 m	5	-	17 000
50 m	12 m	3	2	15 600
45 m	12 m	1	4	14 200
40 m	12 m	4	-	13 600
35 m	12 m	2	2	12 200
30 m	12 m	-	4	10 800



LNP 1

Lest de base  
Grundballast




Base ballast  
Lastre de base





Zavorra di base  
压重



∅1,6 m	ZC 40 A ◀●▶	H (m)	40,2	30,2	20,2
		 (t)	45	35	30

∅1,6 m	ZD 40 A ◀●▶	H (m)	50,2	40,2	30,2	20,2
		 (t)	70	40	35	30

∅1,6 m	S 40 A ◀●▶	H (m)	51,4	49,7	44,7	39,7	34,7	29,7	24,7	19,7
		 (t)	78	72	54	36	18	18	18	18

∅1,6 m	S 41 A ◀●▶	H (m)	59,7	54,7	49,7	44,7	39,7	34,7	29,7	24,7	19,7
		 (t)	114	96	72	54	36	18	18	18	18

LNP 1

			☺				☺☺				ch - PS hp	kW	
			☺	☺	☺	☺	☺	☺	☺	☺			
▲ ▼	25 PC 15	m/min	—	6	30	60	—	3	15	30	25	18,4	296 m >296
		t	—	3	3	1,5	—	6	6	3			
	33 PC 15	m/min	—	6	37,5	75	—	3	19	37,5	33	24	320 m >320
		t	—	3	3	1,5	—	6	6	3			
	33 LVF 15	m/min	4,6	12	37,5	75	2,3	6	19	37,5	33	24	320 m >320
		t	3	3	3	1,5	6	6	6	3			
◀▶	4 D3 V3	m/min	15 - 30 - 58								4	3	
	RCV 145	tr/min U/min rpm	0 → 0,8								2 x 6	2 x 4,4	
ZC 40 A ZD 40 A 	RT 224	m/min	25								2 x 4	2 x 2,9	
S 40 A 	RT 324	m/min	12,5 - 25								2 x 7	2 x 5,2	
R ≥ 10 m H ≤ 34,7 m	TCV 449 ARC	m/min	10 - 50								4 x 6,8	4 x 5	
S 41 A 	RT 443 A1 2V	m/min	15 - 30								4 x 5	4 x 3,7	
R ≥ 10 m H ≤ 34,7 m	TCV 449 ARC	m/min	10 - 50								4 x 6,8	4 x 5	

CEI 38	IEC 38	<b>kVA</b>	
400 V (+6% -10%) 50 Hz		25 PC : 50 kVA 33 PC : 50 kVA 33 LVF : 50 kVA	84/534 - 87/405

LNP 2

Levage Distribution Orientation Translation Conforme aux directives CEE 84/534 et 87/405 sur le niveau acoustique Nous consulter		Hoisting Trolleying Slewing Travelling In compliance with the EEC 84/534 and 87/405 Instructions on noise level Consult us		Sollevamento Distribuzione Rotazione Traslazione Conforme alle direttive CEE 84/534 e 87/405 sul livello acustico Consultateci	

Réf. 1997.48 LNP 2

**POTAIN**

GRUPE LEGRIS INDUSTRIES

18.Rue de Charbonnières, B.P. 173-F  
69132 ECULLY Cedex  
Tél. (33)04.72.18.20.20  
Fax (33)04.72.18.20.00  
http://www.potain.fr  
E-mail : mkt@potain.fr

**CITY CRANE MD 95 A**

Copyright.Reproduction interdite © POTAIN 1997

**Deutschland**  
POTAIN GmbH      Tel : 06.105.704.0  
**Italia**  
POTAIN S.p.A.      Tel : 039.65.631  
**Singapore**  
POTAIN PTE LTD      Tel : (00.65) 227.1550

Modificazioni riservate / Modifications reservadas / Subject to modification / Änderungen vorbehalten / Modifications réservées / Änderungen vorbehalten / Printed in France

Réalisation SODIPE